

KNEE ARTHRITIS

FALL 2015 DATA


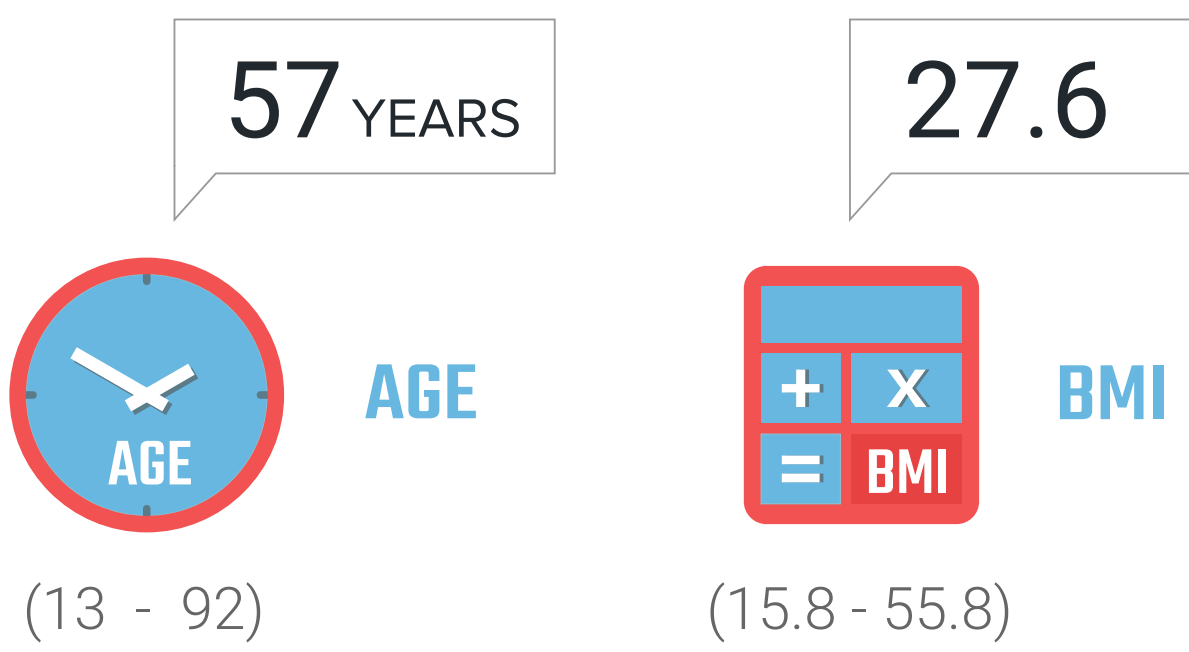
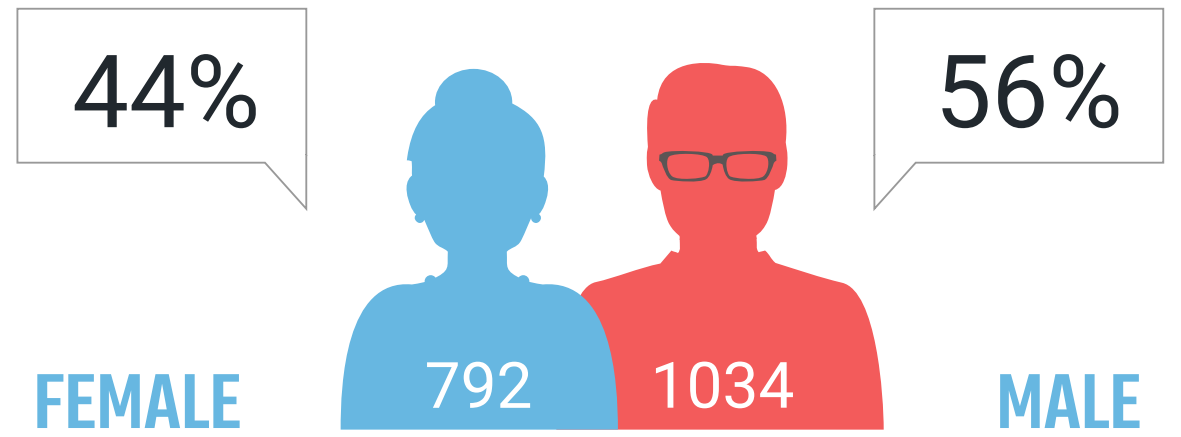


1825 PROCEDURES

PATIENT DEMOGRAPHICS

What's important here?

The patient results detailed on this infographic are mostly **MEN**, who are **MIDDLE AGED** and only slightly **OVERWEIGHT** (BMI>25).



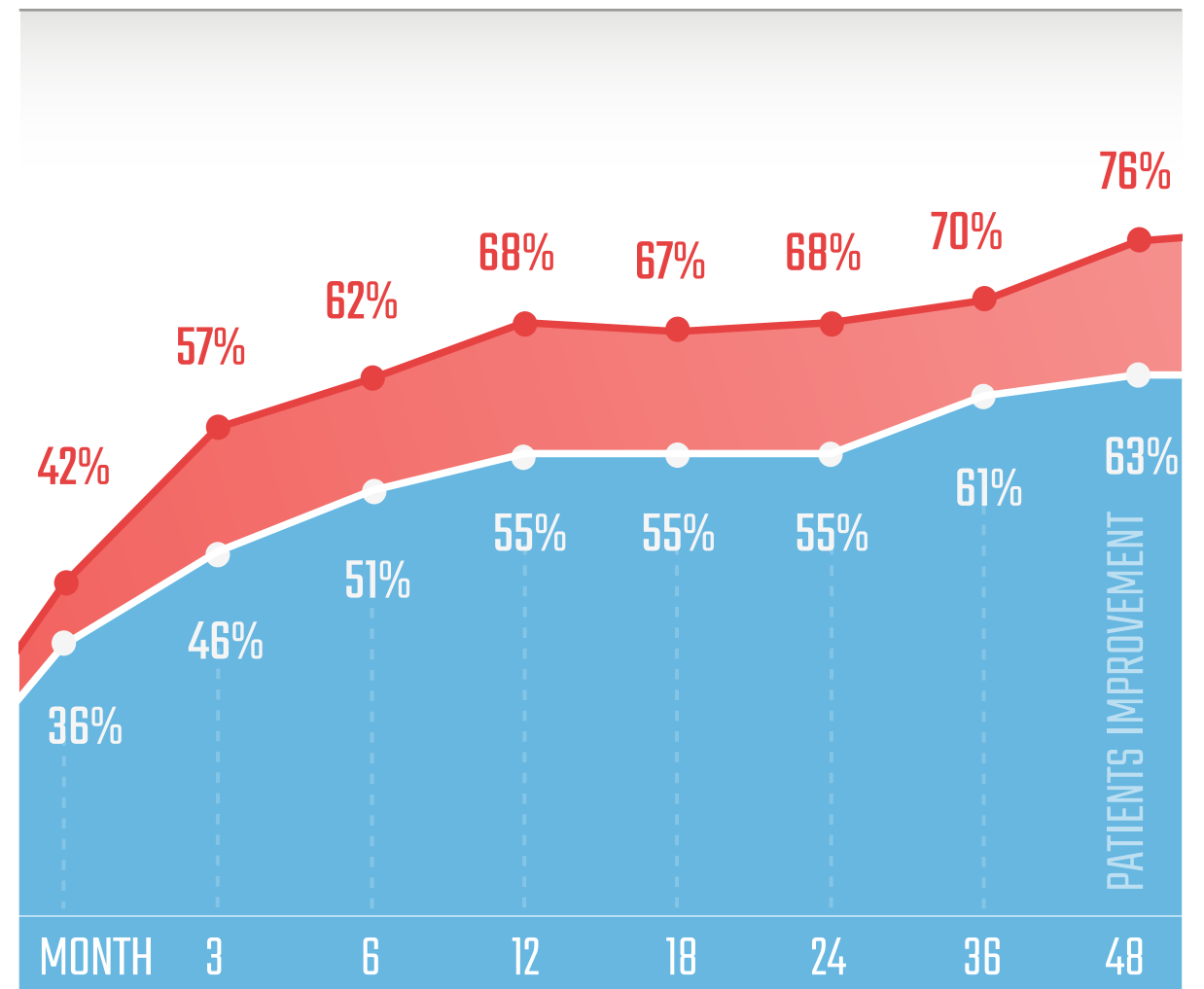
PATIENT IMPROVEMENT

Percentage of Patients Reporting >50% Improvement

The red graph represents the percentage of patients who reported >50% relief at various time points after the procedure. For example, at 36 months 70% of patients who responded reported more than 50% relief.

Mean Improvement of All Patients

The blue graph represents the mean reported relief at various time points after the procedure. For example, patients at 12 months may have reported anything from no relief, to 50% relief, to 90% relief the mean of all of those reports was 55% improved.



About This Data

This data analysis is part of the fall 2015 data download of patients who were tracked in the Regenexx advanced registry.

Caution!

This is registry data, which is not the same as a controlled trial. This means it was collected as patients were treated.

The Regenexx® Procedures are the nation's most advanced non-surgical stem cell and blood platelet treatments for common injuries and degenerative joint conditions, such as osteoarthritis and avascular necrosis.

These stem cell procedures utilize a patient's own stem cells or blood platelets to help heal damaged tissues, tendons, ligaments, cartilage, spinal disc, or bone.